



























TERM I WORKSHEET SESSION 2024-25



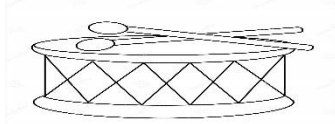
Class-KG I




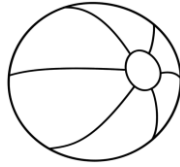
Subject-English

Q1. A Write the missing letters.

Q2. A Identify the picture and write the first letter.

		
_____	_____	_____



Q3.

Write the print letter in front of capital letter.

S _____

E _____

A _____

V _____

G _____

R _____

D _____

X _____

B _____

J _____

F _____

H _____

O _____

M _____

Q4.

Write the letter which comes after.

D ___

E ___

K ___

N ___

Q ___

A ___

Y ___

M ___

L ___

W ___

Q5.

Match the Capital letter with print letter.

E

s

P

c

S

r

G

p

R

v

C

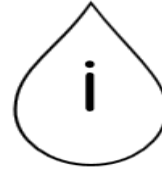
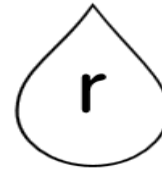
e

V

g

Q6

Colour the Vowels with green colour and consonants with blue colour.




Q7

Match the picture with their correct first letter.




Z



R



F



C

Q8

Write the missing letters.

a b _____ d _____ f _____

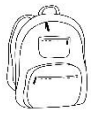
g h _____ _____ k l m

_____ o p _____ _____ s _____

_____ v w x _____ z.

Q9

Write **a** or **an** in the blanks.



_____ bag



_____ umbrella



_____ tomato



_____ apple



_____ ring




_____ ice cream




_____ cat

Q10

See the picture and fill the blank with in, on, under.







Q11

Tick the odd one out.

w **v** **w** **w**

p **p** **q** **p**

r **r** **r** **t**

d **b** **b** **b**

i **j** **j** **j**

o **o** **o** **a**

u **v** **u** **u**

n **n** **n** **m**

t **l** **t** **t**

Q12

Write Print letters **a to z**.

The form contains 15 sets of handwriting lines. Each set is composed of three horizontal lines: a solid red top line, a dashed grey middle line, and a solid red bottom line. These lines are arranged in a vertical column, providing a guide for letter height and placement. The lines are intended for practicing the formation of lowercase print letters from 'a' to 'z'.

Hindi

प्र.1

अ से अः तक स्वर लिखिये ।



प्र.2

चित्र देखकर सही अक्षर पर गोला लगाओ ।



प्र.3


रिक्त स्थानों में सही व्यंजन लिखे ।

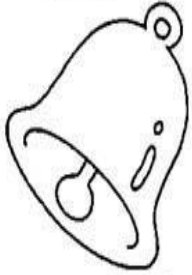
क		ग		ङ
	छ			ञ
ट		ड		ण
	थ		ध	
प		ब		म

प्र.4

चित्र पहचान कर पहला अक्षर लिखे और रंग भरे।

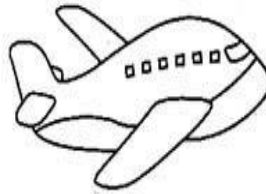

















प्र.5

अक्षर को चित्र से मिलाओ ।

ट

ध

ड

न

थ

ठ

द

ढ

त

प



प्र.6

सही अक्षर के अनुसार चित्र को काट कर चिपकाये।



= क



= ख



= ग



= अ



= इ



= इ



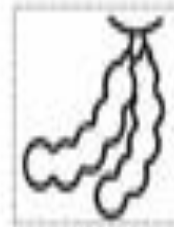
= अं



= उ



= ऊ



Math

Q1.


Match the number names with their number.


Six**10****Eight****7****Seven****6****Nine****3****Three****8****Five****2****Two****5****Four****1****Ten****4****One****9**

Q2

Count the object and write the correct numbers.

















Q3

Write the number which comes after.

34 _____

22 _____

17 _____

25 _____

20 _____

9 _____

39 _____

11 _____

Q4

Write the number names of the following numbers.

5 _____

1 _____

3 _____

6 _____

7 _____

2 _____

8 _____

10 _____

Q5

Colour the boy which is near to the tree.



Q6

Circle the short object.



Q7

Write the missing number.

1
3
5
7
9
10

11
13
15
17
20

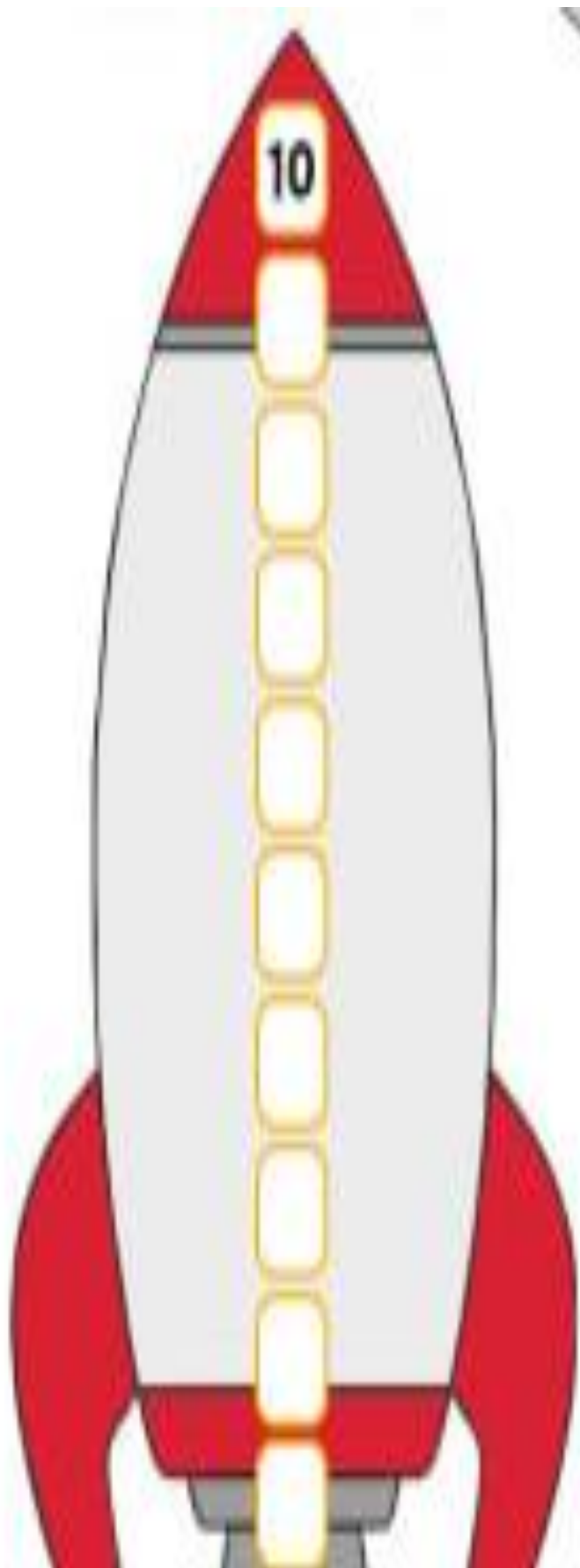
21
23
25
27
29
30

31
33
35
37
40

41
43
45
47
49
50

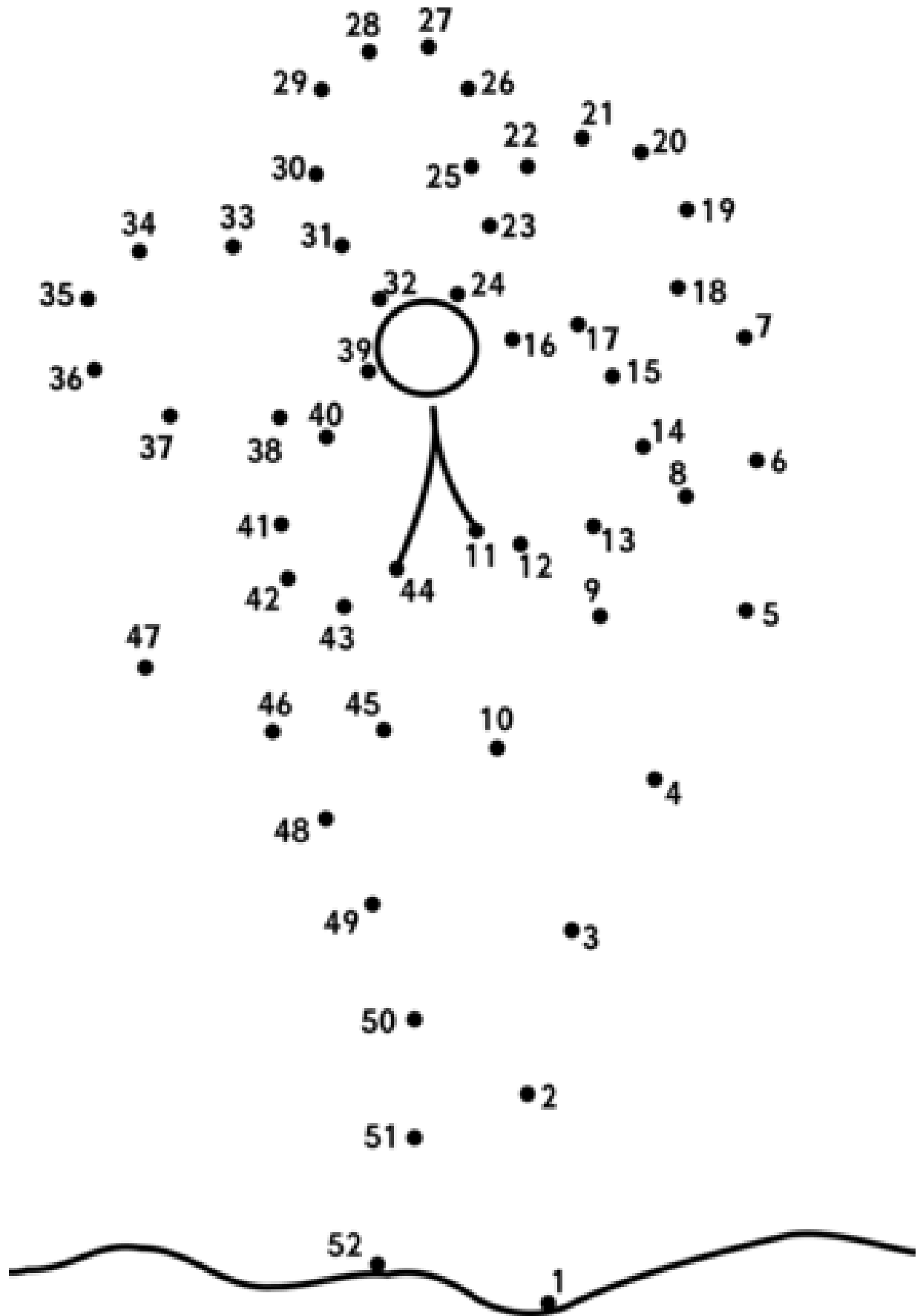
Q8

Write the Backward Counting from 10 to 1.



Q10.


Join the numbers from 1 to 52 and colour them



E.V.S.

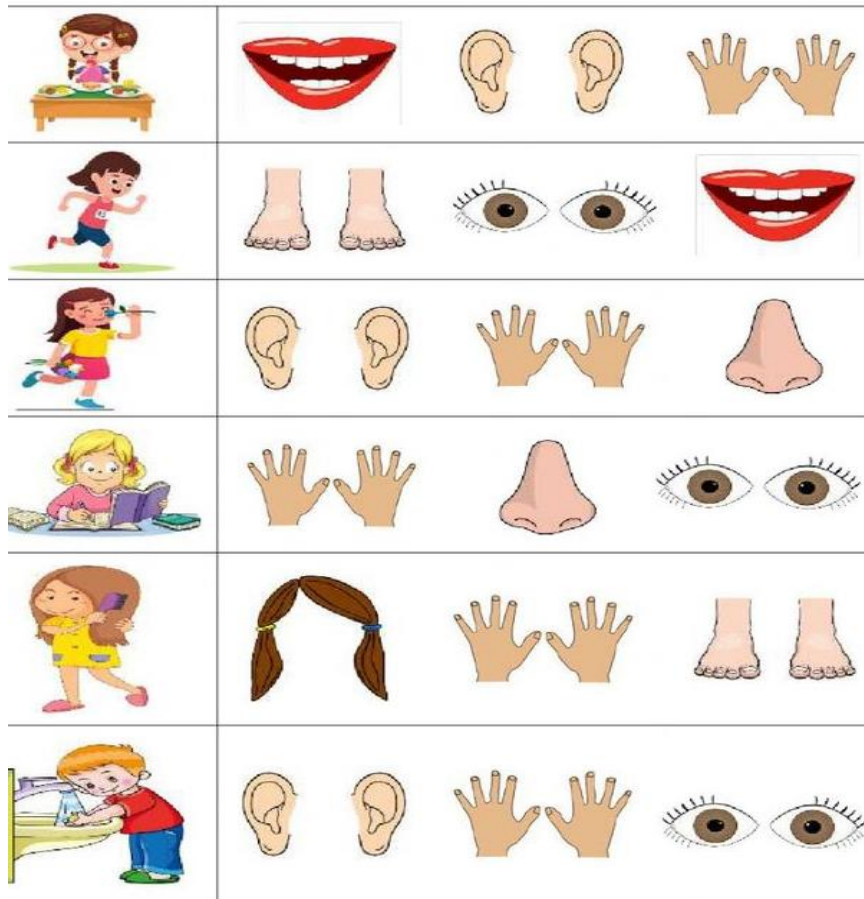
Q1

MATCH SAME OBJECT.



Q2.

CIRCLE RELATED OBJECT WHICH WE USE TO DO WORK.




Q3.

COLOUR HEALTHY FOOD .



Q4.

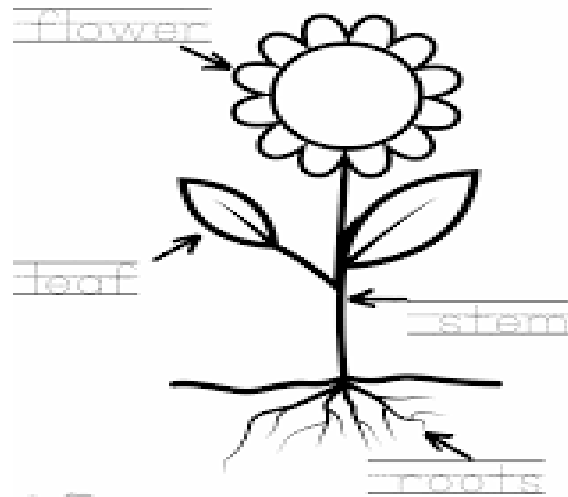
TICK ON HEALTHY HABIT.



Q5.

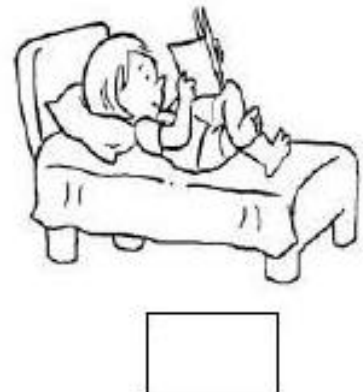



COLOUR ON PARTS OF PLANT AND TRACE THE LETTERS.

Parts of a plant



Q6.

COLOUR GOOD HABIT BOX.



Q7.




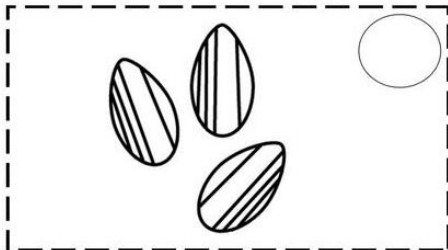
TRACE AND COLOUR.



I Love School

Q8.

GIVE NUMBER ACCORDINGLY LIFE CYCLE OF PLANT.



Oral Questions of E.V.S.

Q1. Name two activities which we do with your hands.

Ans. Eating, writing.

Q2. Name two uses of water.

Ans. Drinking, cooking washing and bathing.

Q3. Name two body parts.

Ans. Eyes, Nose, Hands,

Q4 Name the parts of plant.

Ans. Flower, Roots, Leaf.

Q5. Name any two favourite clothing.

Ans. Jeans, T- shirt, skirts, shorts.

Q6. Name two healthy food.

Ans. Fruits, vegetables.

Q7. Name two junk food.

Ans. Pizza, burger

Q8. Name two rooms which are in your school.

Ans. Library, computer lab.

Q9. When do you take your breakfast?

Ans. In morning,

Q10.Name the things which we not touch at home.

Ans. Knife, Scissors, Electric switches.

Q11. What will you say when you hurt someone or do any mistake.

Ans. Sorry.

Q12. Name two Personal Hygiene

Ans. Brush my teeth daily twice a day.

Wash my hands before and after taking meal.

Trim my nails regularly.

Take bath daily.

Comb my hair.

--	--	--